



ROYAL
MUSEUMS
GREENWICH

Journeys

Migration and
Belonging

Key Stage 2

Teacher PowerPoint



Historic England

Use this PowerPoint along with the **Teacher PDF resource** and **Picture Glossary** with your students, to talk about themes of migration and belonging, taking inspiration from artworks in the National Maritime Museum collection.

Contents

- Introduction
- Activity 1: Creating a symbol
- Activity 2: Finding your pattern
- Activity 3: Imagine your future journey



Introduction

The National Maritime Museum tells the history of Britain's relationship with the sea. Its fascinating objects tell many stories of **migration** (when people move the place they live) and how these **journeys** impact on our sense of **belonging**.

Through objects and artworks we can learn about ours and other people's journeys.



Sea Deity

By Eve Shepperd

Eve Shepherd worked with Action for Refugees in Lewisham (AFRIL) community to create this bust. It depicts not just one person, but a portrayal of an entire community. Each feature and object included in the bust was chosen by AFRIL to represent an important part of their identity.



What is your favourite object?

- Why is this object important to you?
- How does this object share your story and identity?



Choose your favourite object ...



...such as an object from a special occasion, like this mask

Choose your favourite object ...



...such as a special piece of clothing, like your favourite shoes

Choose your favourite object ...



...such an object showing your hobbies, like an instrument

Try drawing your favorite object, without taking the pencil off the paper.

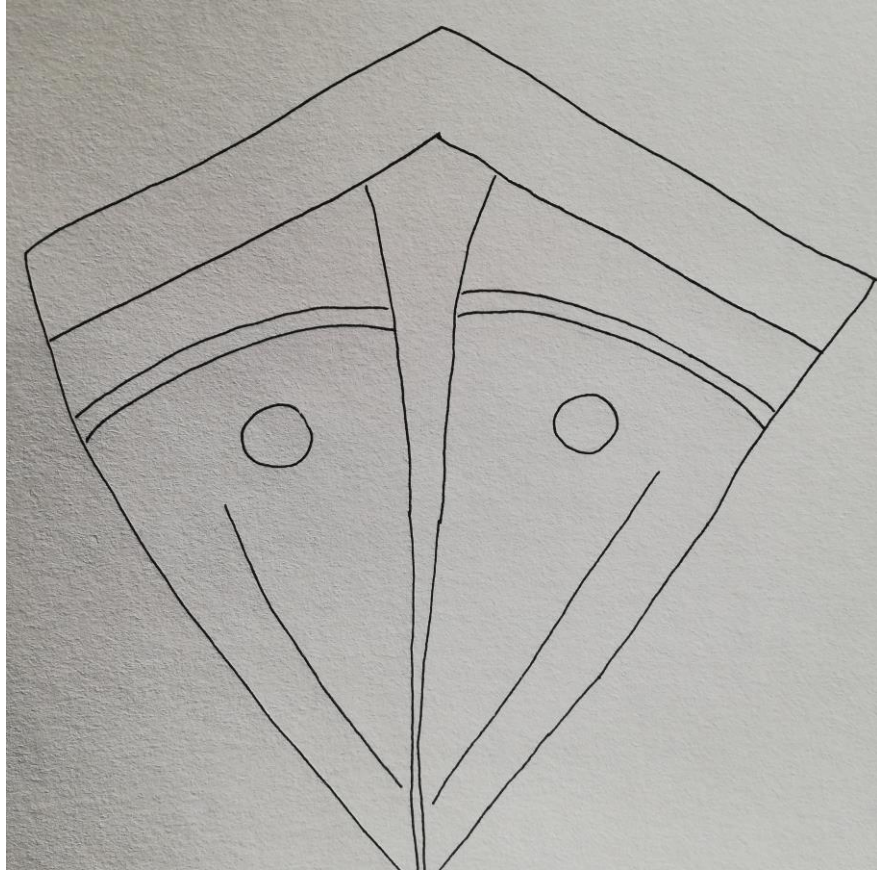


Now draw your favourite object again, but this time reduce it to a simple shape.


You can now take your pencil or pen off the paper.



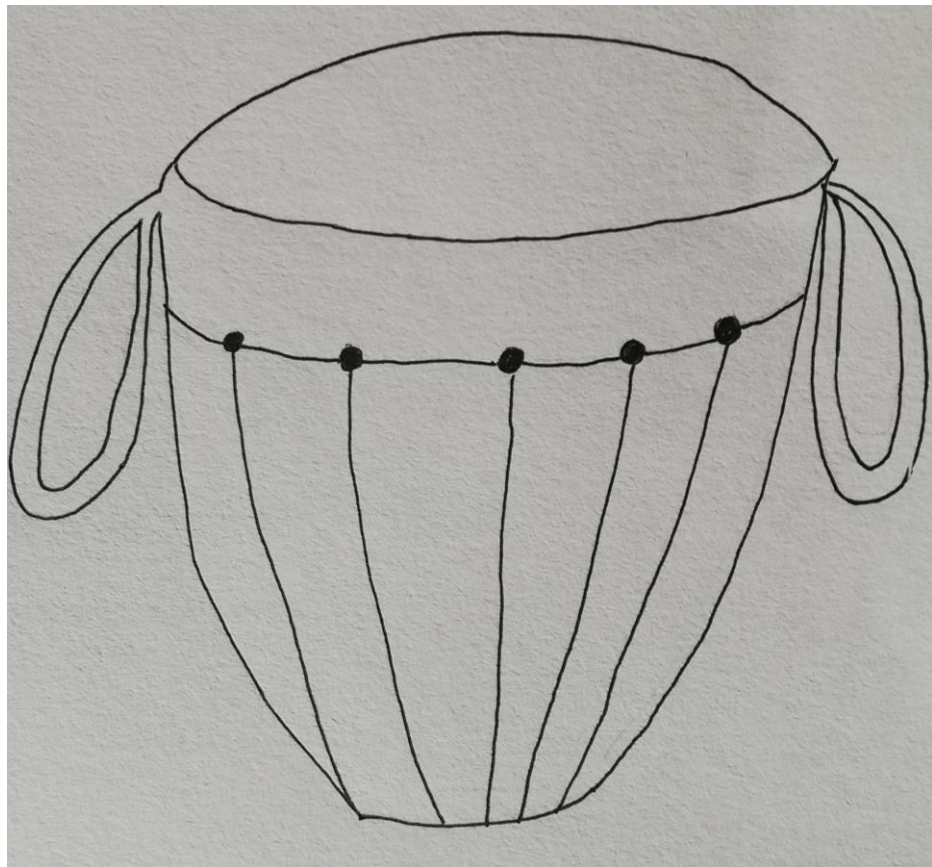
Draw your object as a simple shape ...



Draw your object as a simple shape ...

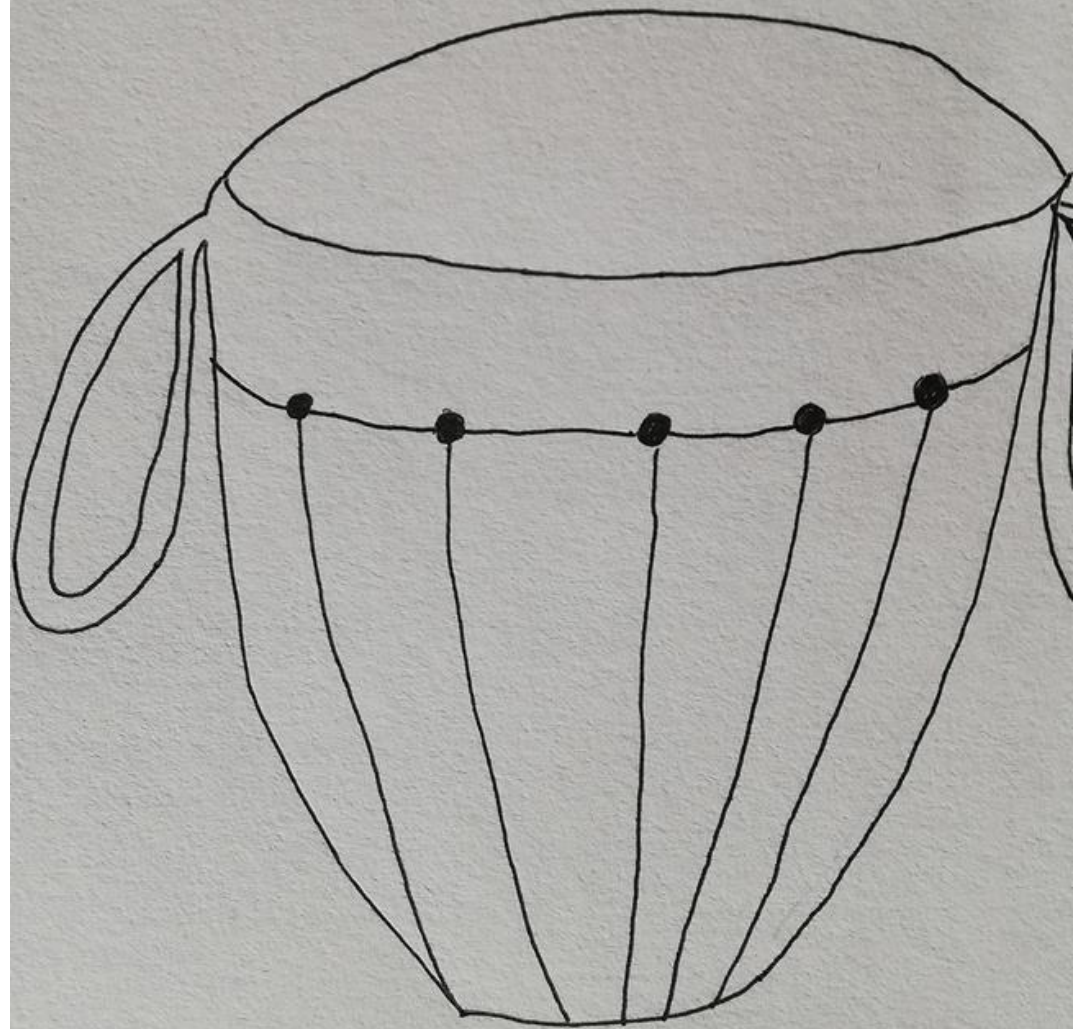


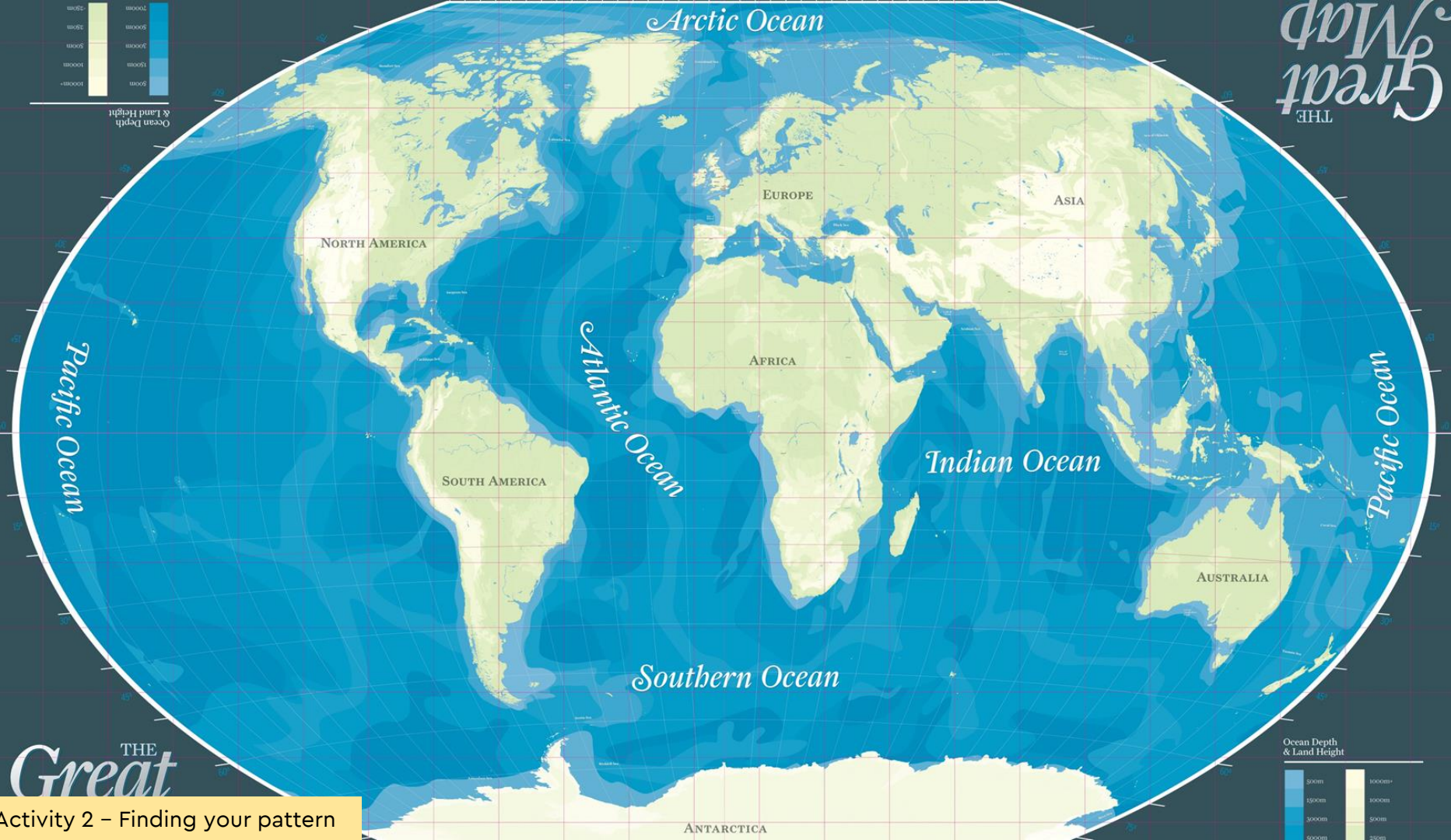
Draw your object as a simple shape ...



This will become
the symbol for your
flag.

A symbol will add a
deeper meaning to
your flag.





Nelson's Ship in a Bottle

By Yinka Shonibare CBE



The sails of the ship are made from Dutch wax fabric. Like the artist Yinka, this fabric has connections to many places in the world.

It was inspired by an Indonesian design and the Dutch learnt how to mass-produce it, and sold it to parts of West Africa where it became very popular.




- Find a pattern or colour that reveals something about you.
- What is the story behind this pattern or colour?
- Why is it important that you tell this story?




Ship of Fools

By Kehinde Wiley




Where is the ship going?

Who are these people?



Think about the future journey you want to take in life.

Choose one word to tell others what you hope for on this journey.






Now it is time to look at the community flag gallery to get inspiration for making your own flag.



Community Flag Gallery

Each flag represents the person who made it and their hopes for the future



Decide how you will make your identity flag and use instructions in the **Teacher PDF resource** to get making.

