



All images © National Maritime Museum, London.
Illustrations by Priya Sundram



What will your next adventure be?

Is there anything else you would like to remember? Add a drawing or make a note here.

What was your highlight today?

What was the most interesting story that you discovered?

Did you see anybody you recognised in the portraits?



Now our journey through the Queen's House is coming to an end.



QUEEN'S HOUSE GREENWICH

Create




The Queen's House is an amazing building to explore and you will find extraordinary artworks here. Use this trail to create your own art and record your journey.

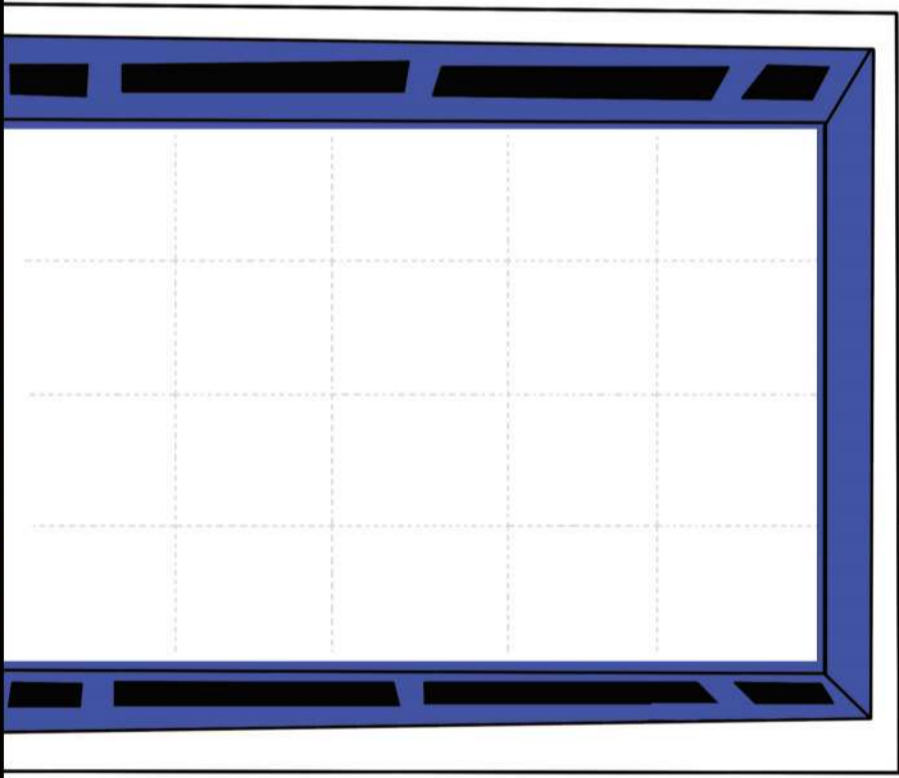
The Queen's House was built in the 1600s for Queen Anne of Denmark. However, she never saw it finished as she died before the building was completed.

Find a spot in the Great Hall to begin.


LOOK UP AT THE CEILING!



Artist, Richard Wright, created this pattern out of gold leaf. Queen Anne of Great Britain and Ireland had the original paintings removed in 1708 and given to her favourite, Sarah Churchill. Draw your own pattern inspired by some of the shapes you can see.



Look out of the windows towards the River Thames. Draw the view without taking your pencil off the paper.




The big windows and high ceilings of the Queen's House create some amazing shadows. Use your pencil and experiment by pressing hard or soft to try and create patches of light and dark.

When you are in the Queen's House, feel free to find a comfortable spot to sit - either on a seat or on the floor - to draw or write on your trail. If you need any help during your visit, please speak to our friendly staff.

They can give you directions to the toilets and baby-changing facilities.

In the past portraits often showed someone influential and people who weren't powerful were either not shown or were included in the background only.

Find an image with someone in the background or on the edge and draw your own picture with them as the central figure.



As you explore the Queen's House look for artworks you find exciting. You can do the activities using any of the artworks and you can even repeat them with different artworks.



Choose a piece of artwork. What sounds do you imagine you would hear if you were there? With your family create a soundscape for the painting. You might clap or use your feet to make noises.



Find a painting of the sea, called a seascape. Look closely and spot how different types of waves use this space to create waves using different types of lines.



Your pose often expresses a lot about you. Find a picture of a person doing a great pose and copy them.

How does it make you feel? How many different poses can you try?



Pick a portrait. What symbols can you see that might tell you something about the person? Make a note or draw some symbols that you would include in a painting of yourself.



Artists often use symbols to give clues about a person in a painting. In the Armada Portrait, Queen Elizabeth I has her hand on a globe to show that she is powerful.

