

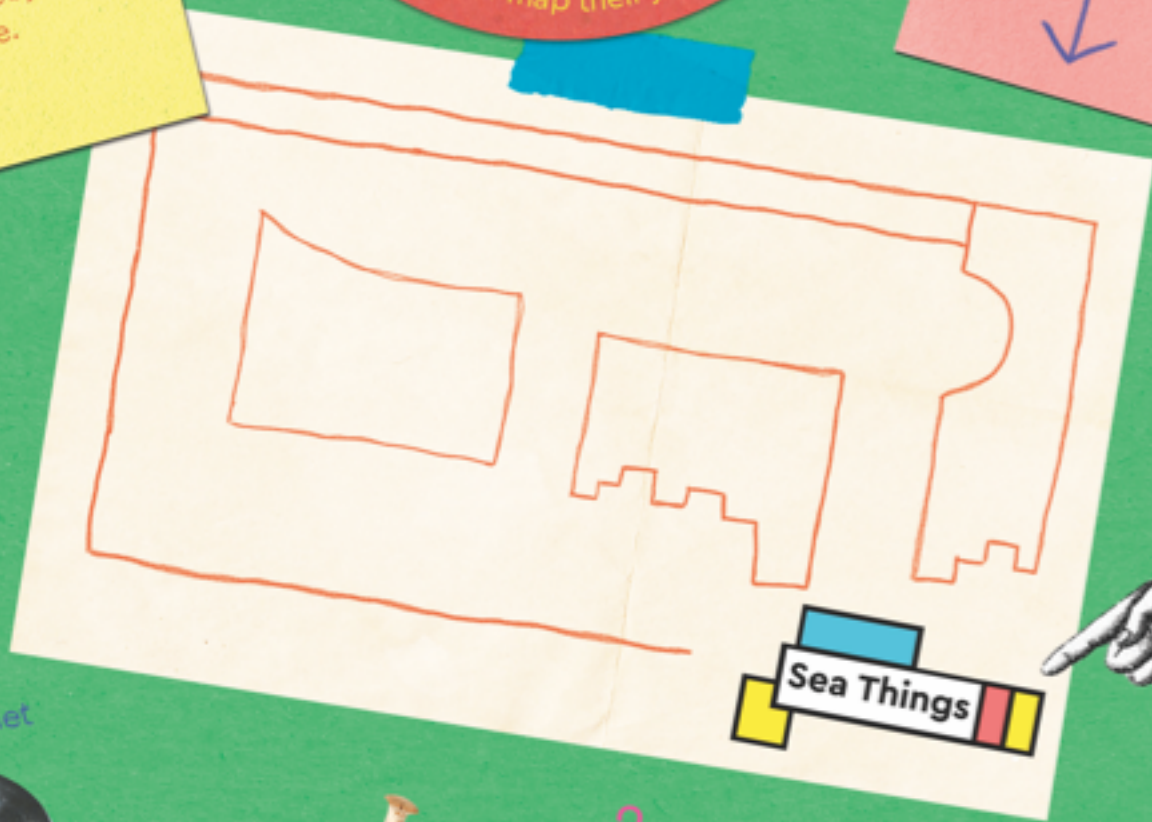
M A P

Explorers map their journeys

When you find them label them onto your map.



Explore the Sea things Gallery and find the objects on this page.



1. Diving Helmet



2. Ancient Egyptian Boat



3. Pile Lighthouse



4. Titanic pocket watch



5. Lifebelt



NATIONAL MARITIME MUSEUM GREENWICH

Places I would like to explore:

- 1.
- 2.
- 3.

MUSEUM EXPLORER

NAME: _____

Your challenge is to explore the National Maritime Museum and share what you have discovered with others.

To Visit List:

- Voyagers gallery
- Figureheads and Royal Barge
- Sea Things gallery

Design your own ship badge!



DESCRIBE

DRAW

EXPLORERS DESCRIBE WHAT THEY DISCOVER

Start your journey in the VOYAGERS gallery, full of strange and wonderful objects for you to explore and describe

1. One wall is covered in words describing the sea. Find 3 words that you like and write them down

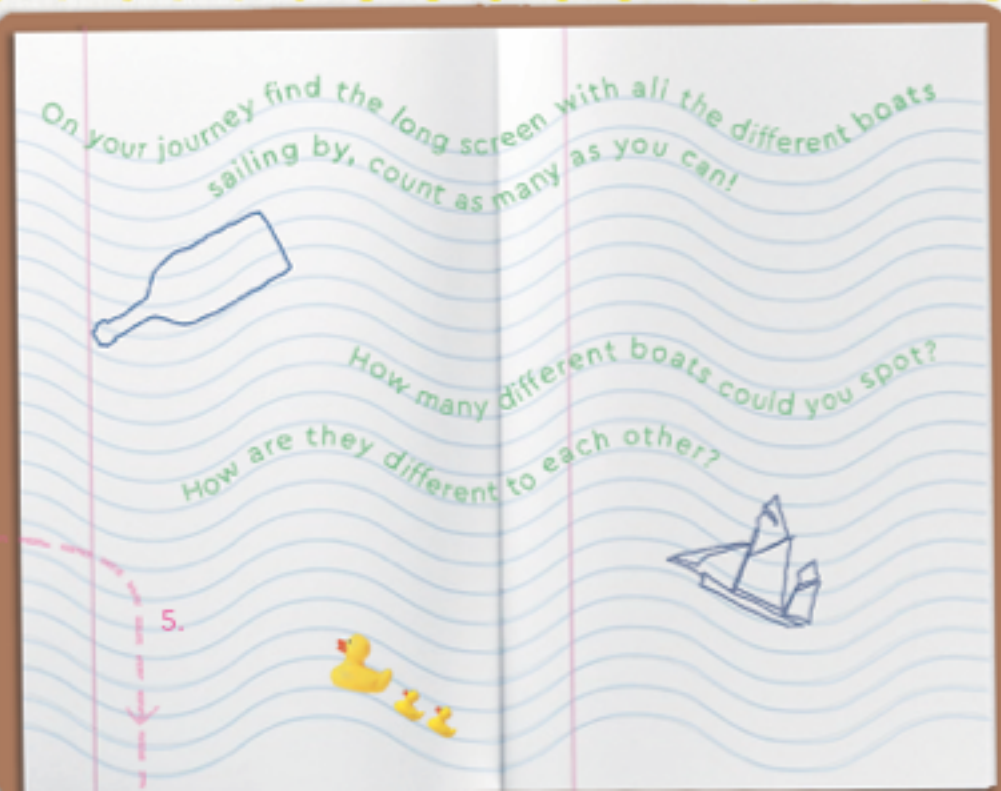
2. Now look around the rest of the gallery. Find an object and think of 3 words to describe it and write these down here

3. Find a partner and show each other your 3 words. See if you can work out which object your partner was describing using the words they wrote down.


4. It is pulled by a cloud a wooden monster with fire inside. What do you think this is describing? You can see a picture of one in the gallery

On your journey find the long screen with all the different boats sailing by, count as many as you can!

How many different boats could you spot? How are they different to each other?



Explorers draw what they see



6. Navigate to the golden royal barge opposite the Photography gallery. Identify an incredible animal or object on the barge and draw it above.

7. Move to the collection of large figureheads on the wall. Someone has started drawing the figureheads and ships, can you work out which ones they were looking at and help by finishing them off?

